


COMPLETE DATE STAMP

A	B	C	D
10	10	4	14
12	10	4	14
16	10	4	14

Mat.: AISI 420B
Hardness: 50÷55 HRC

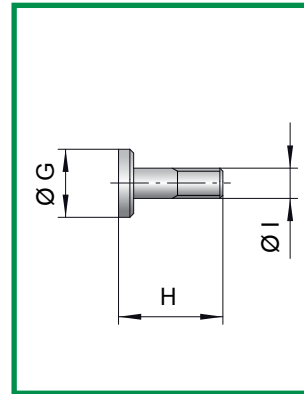


ORDER CODE

DA-GF10

DA-GF12

DA-GF16



INTERCHANGEABLE INSERT

G	H	I
6	14	M3x0,35
7	14	M4x0,35
9	14	M4x0,35

Mat.: AISI 420B
Hardness: 48÷50 HRC



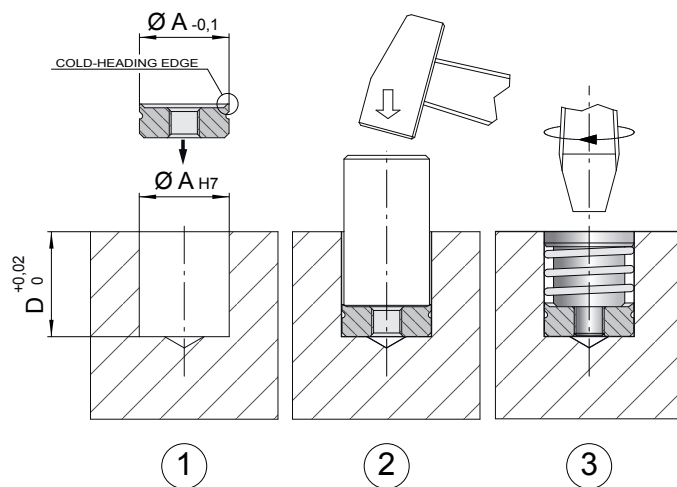
ORDER CODE

ID-FG10

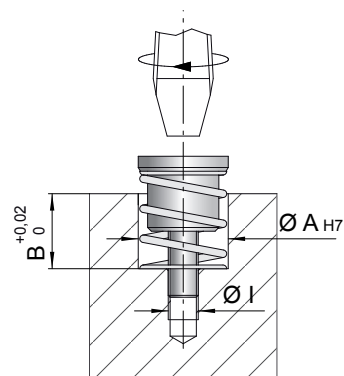
ID-FG12

ID-FG16

WITH THREADED RING NUT



WITH THREAD MACHINED IN THE MOLD PLATE



1. Insert the threaded ring nut keeping the cold-heading edge upwards;
2. Insert a punch of the same diameter and cold head the edge;
3. Insert the dater screwing it with a screwdriver on the arrow insert.

N.B.: the daily daters DA-G $\varnothing..$
are only inserted with threaded ring nut.